

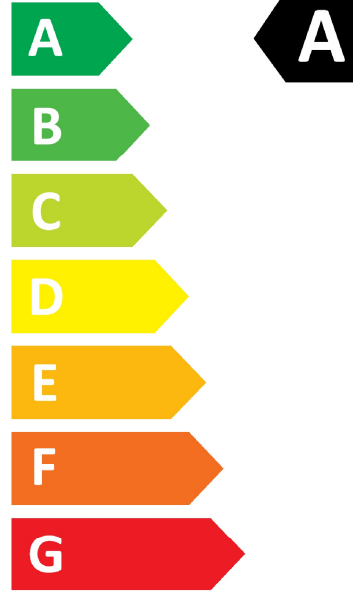
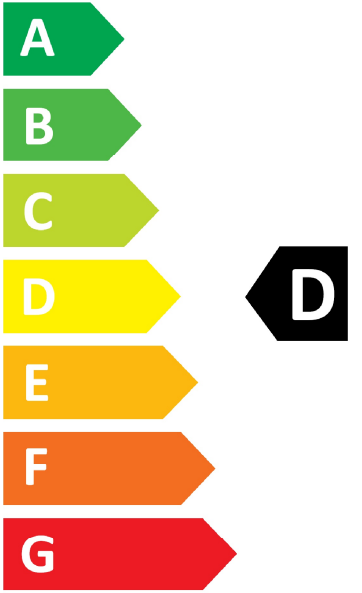


ENERG



HISENSE

WD5S1245BW



371 kWh /

53 kWh /

8.0 kg



12.0 kg

91 L



45 L

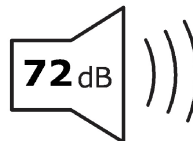
9:59



3:59



A **B** C D E F G



A **B** C D