

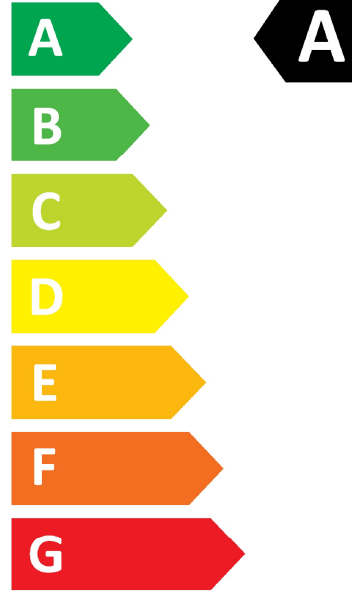
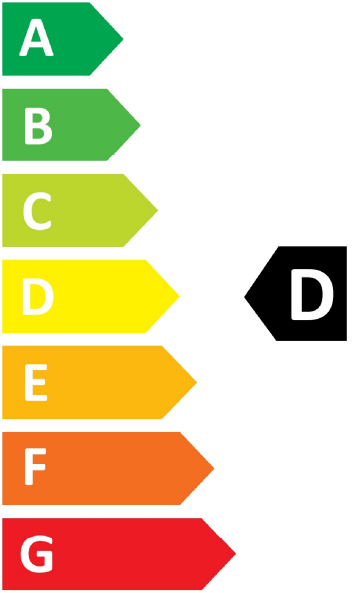


ENERG



HISENSE

WD5S1045BW



🚰 **305** kWh/100

🚰 **52** kWh/100

6.0 kg



10.5 kg

89 L



41 L

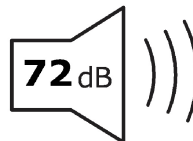
7:59



3:59



A**B**CDEFG



A**B**CD