

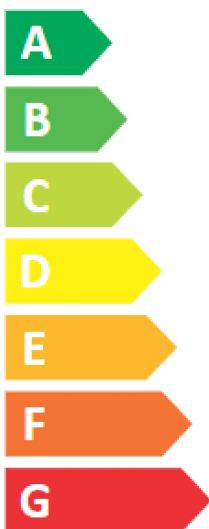


ENERG

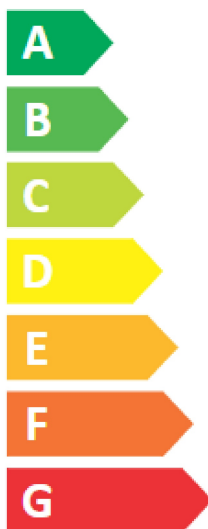


HISENSE

WDQA9014EVJM



D



A

308 kWh/100

49 kWh/100

6.0 kg



9.0 kg

89 L



42 L

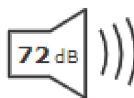
10:30



3:36



ABCDEFG



72 dB
ABCD

2019/2014