



# ENERG



INDESIT

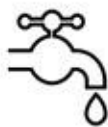
DFE 1B19 13




**104** kWh /



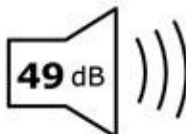
**13** x



**12,0** L



**3:20**



ABC**D**