





# ENERG



**GORENJE**


WG694A11



**41** kWh /  100



**9.0** kg



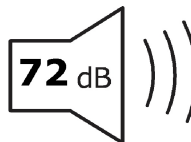
**3:30**



**43** L



**A**BCDEFG



**A**BCD