




# ENERG



**GORENJE**


WG684A31



**33 kWh** /



**8.0 kg**



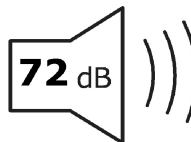
**3:29**



**41 L**



**A**BCDEFG



**72 dB**

**A**BCD