










 **ENERG**  




 WMB1480G17A


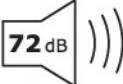
**A**        **A**

---

**47 kWh** / 

---

 **8,0 kg**  **3:38**  **48 L**

 **A B C D E F G**  **A B C D**

2019/2014