

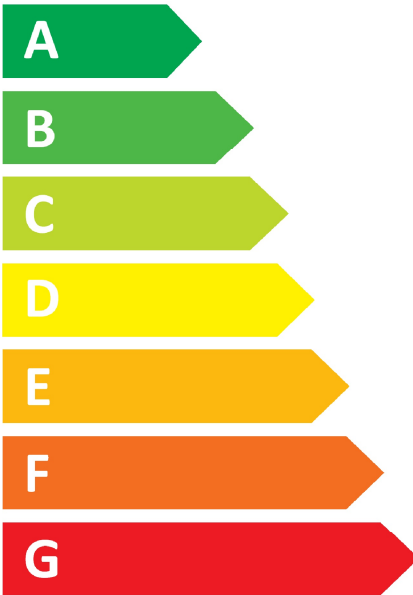


ENERG




GORENJE

WPNEI14A2SWIFI




A

39 kWh /  100



10.0 kg



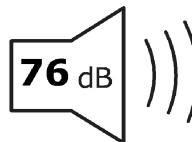
3:31



48 L



ABCDEFG



ABCD