





# ENERG



**HISENSE**

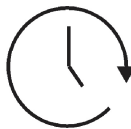
WF3S1043BW



**52 kWh** /  100



**10.5 kg**



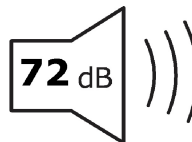
**3:59**



**41 L**



**A**BCDEFG



**A**BCD