





ENERG



GORENJE


W2PNA14APWIFI



47 kWh /  100



10.0 kg



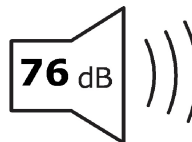
3:21



51 L



ABCDEFG



ABCD