




ENERG



LG


F2WR508SBM



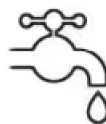
42 kWh / 



8,0 kg



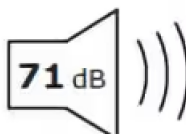
3:38



48 L



ABCDEFG



ABCD

2019/2014